

At Home Lesson Tree of Life (Genesis 2:8-9)

Gather your family together. Start off in prayer. Pray for each other, the church, the leaders around the world, and people who you know are in need. Ask God to teach your family something during this time together. Tell the Bible story and discuss. Stay open and make sure kids are invited to participate however, they are comfortable.

BIBLE STORY

Today's lesson comes from Genesis 2:8-9. You can read the verses from the bible you have at home, watch the video on <https://jcbc.org/jcbc-kids-online/>, and/or retell the story in context like this:

"The book of Genesis is the first book of the Bible. The first chapter of Genesis tells us all about the beginning of the world and God's creation! On the first day God created light and separated it from the darkness to make "day" and "night." On the second day God separated the waters from the sky. On the third day God made dry land and created rivers and seas between the land. Then, God made plants and trees, vegetables and fruits to grow on the land. On the fourth day God made the sun to rule the day and the moon to rule the night. On the fifth day, God made the birds and the fish, everything that flies in the air and swims in the water! On the sixth day God created animals that live on the land and in the trees, everything that crawls and walks on the ground. God also created people on the sixth day, God made male and female in the image of Christ so that we all have the Spirit of God living in us! Then, on the seventh day God rested. God saw that everything created was good and sacred – special and important!

God then put the people in the Garden of Eden. The garden had everything the people needed to live, eat, and play. They walked with God and were always in God's presence. In the middle of the garden was the Tree of Life. The tree of life is a symbol of the life God gives. God is creator and life-giver. Every life that God creates is sacred – special and important! God provides fruit for us to live, both physical food and spiritual fruit. Spiritual fruit are things like – love, joy, peace, patience, etc. (Gal. 5:22-23)."

CONNECT AND DISCUSS

Ask these questions and explain these things to your children. Break it down on their level and adapt to their age group. The older your kids are, the more they can explain and think outside the box. Instead of defining words, ask them what it means. For younger kids, make sure to explain in the simplest terms. No matter the age, let them answer before you do. Accept their answers and make sure they know you are proud of how hard they are thinking, even if they don't get the "right" answer.

Bible Story Questions

- What is the book of Genesis?
- How did God create the earth?
- What is the Garden of Eden?
- What is the tree of life?

Connection Questions

- Did you know God created you?
- What do you think it means for life to be sacred – special and important?
- How can you treat yourself and others in a way that shows you believe life is sacred?
- God created the whole earth, including you! God wanted you and loves you. You are important to God!
 - In what ways can you see that you are important to God?

CLOSE IN PRAYER

Pray and thank God for creating the earth. Think about your favorite things in nature, thank God for those things. Ask God to help you live like all life is sacred – special and important!

WORSHIP, CREATE, & PLAY TOGETHER

- **Act** out the story!
- **Create** by doing one of the crafts below!

Sing and dance along to some of our kids' favorite songs!

[Knights of North Castle](#)

[Jesus Loves Me](#)

[Our God](#)

Tree of Life Craft



What you need:

- Colored Construction Paper
- Scissors
- Crayons or Markers
- Glue
- Tree and leaves template

What you do:

- Cut out the shape of the tree with your scissors using the template.
- Cut out the shapes of leaves with your colored construction paper.
- On the leaves, write out things that you are thankful for – things that give you “life.”

- Glue these leaves to the branches of the tree.

Talk to your kids about the Tree of Life found in the garden. God creates and provides all the things we thankful for, all the things we need! God is always creating things in our lives and in the lives of people we love. The Tree of Life is a way to see how God is growing good and sacred things in our lives!

Prayer Bracelet Craft*



What you need:

- Construction paper: white, tan, brown, black*
- Globe print out
- Markers/crayons
- Scissors
- Glue

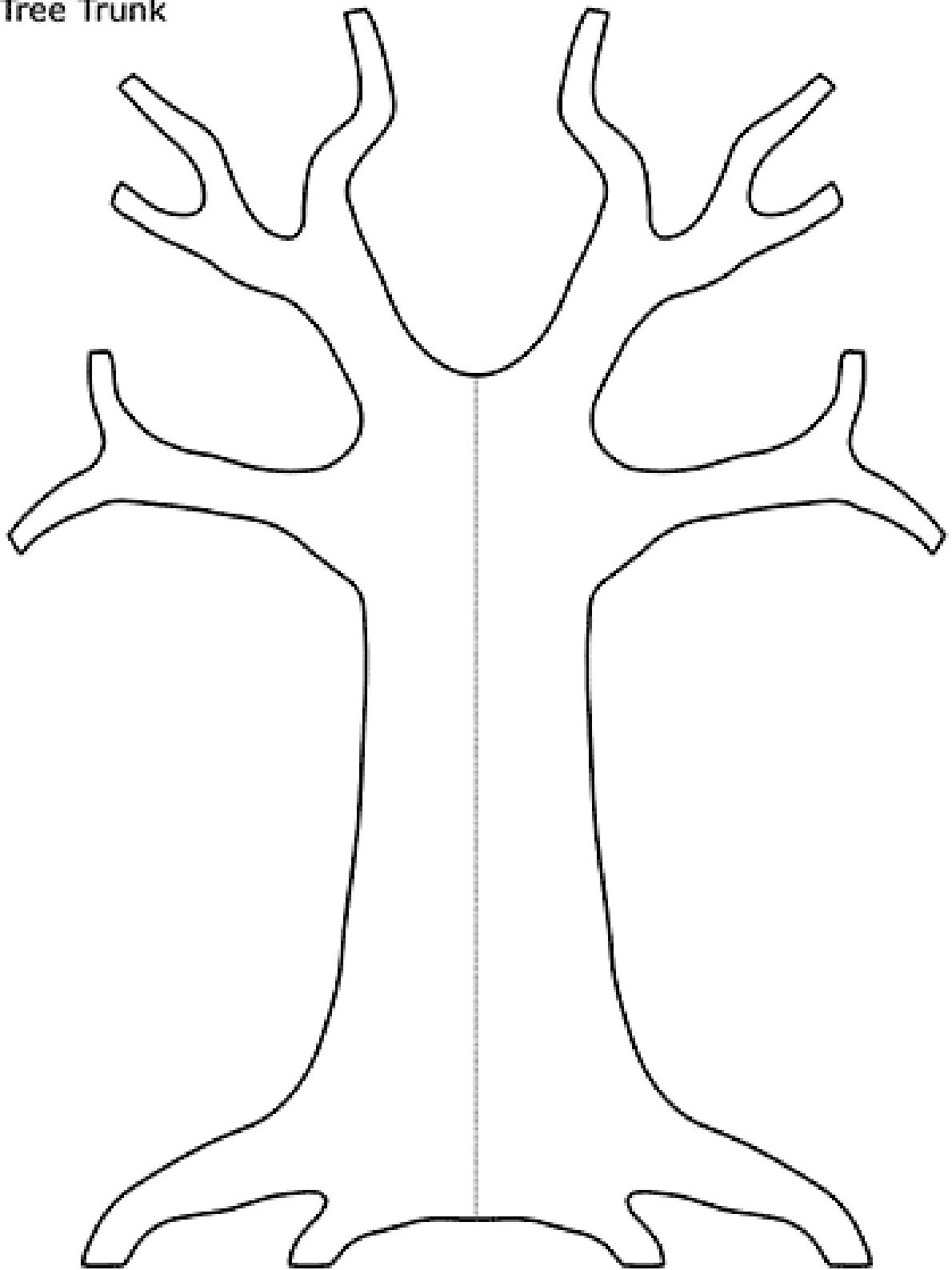
What you do:


- Trace hands on construction paper and cut out.
- Print globe template and color
- Place cut out hands in a circle and glue the colored globe on top.

- As you make this craft talk about the people in your kid's life. Family, friends, school buddies, church pals. Talk about what is special about each person. How are they created in God's image? Talk about how God creates us all differently, with different gifts and personalities, but we are all sacred and important.

*If you don't have all of these colors, you can use white and color with crayons or markers.

Tree Trunk






thebestideasforkids.com



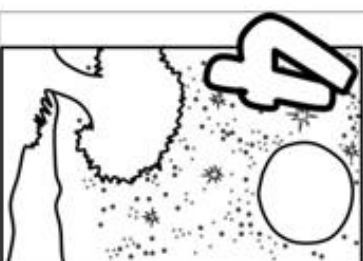

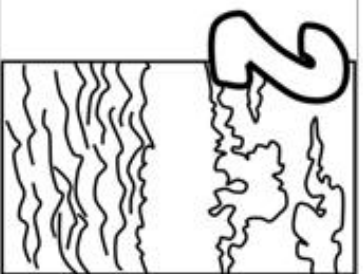
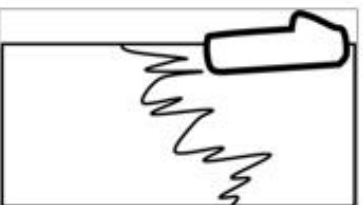


De schepping

Genesis 1 ~ www.bijbelidee.nl



DAYS OF CREATION



Distributed by Crafting The Word Of God.
All images used with permission of Patmos Editorial Company.

Heavenly Father asked Jesus to create the heavens and the earth in six days.
 Connect the dots to see what Jesus made on each day of **the Creation**.



Moses 2-3

🔍 What did God do on the seventh day?

